






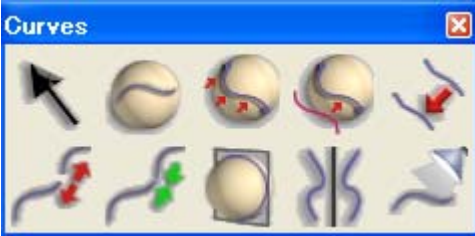


Clay tools / FreeForm Modeling / FreeForm Modeling Plus Comparison Chart



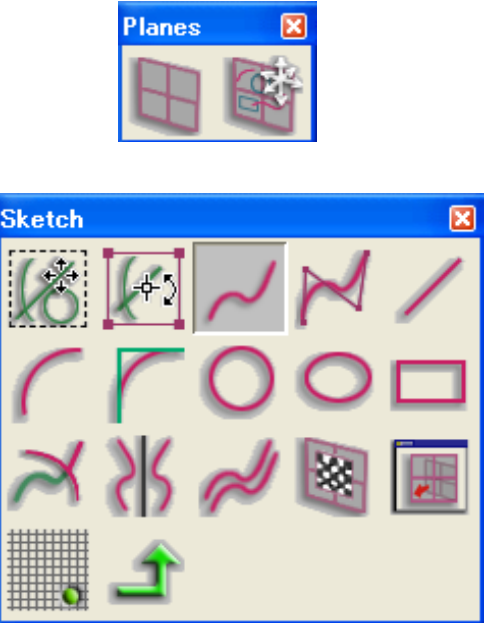
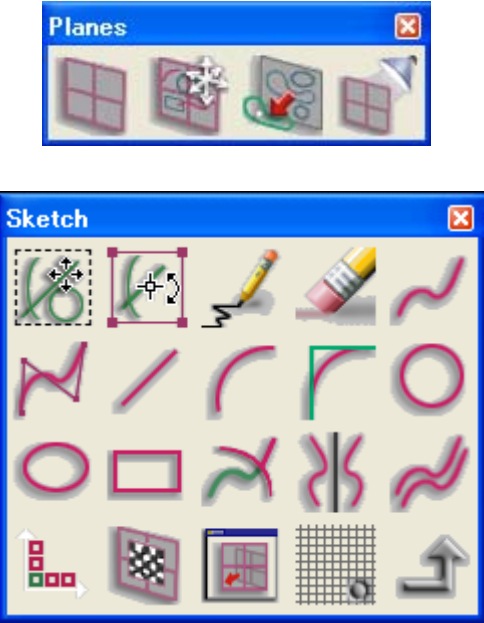
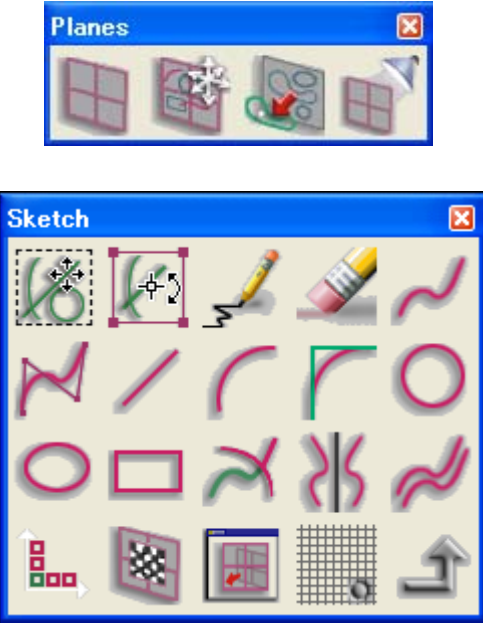
SensAble Technologies

SensAble Technologies, Inc., 15 Constitution Way, Woburn, MA 01801 Tel: +1-781-937-8315 Fax: +1-781-937-8325 Web: www.sensable.com Email: info@sensable.com © 2007 SensAble Technologies, Inc. All rights reserved. FreeForm, FreeForm Modeling, FreeForm Modeling Plus, SensAble, and SensAble Technologies, Inc., are trademarks or registered trademarks of SensAble Technologies, Inc. Other brand and product names are trademarks of their respective holders.

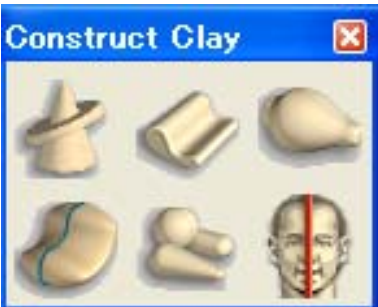


Curves

ClayTools	FreeForm Modeling	FreeForm Modeling Plus
		




Planes / Sketch

ClayTools	FreeForm Modeling	FreeForm Modeling Plus
 <p>The ClayTools interface features a 'Planes' toolbar with two icons and a 'Sketch' toolbar with 20 icons. The 'Sketch' toolbar includes icons for various geometric shapes like lines, arcs, circles, and rectangles, as well as freeform drawing tools like a pencil and eraser.</p>	 <p>The FreeForm Modeling interface features a 'Planes' toolbar with four icons and a 'Sketch' toolbar with 20 icons. The 'Sketch' toolbar includes icons for various geometric shapes like lines, arcs, circles, and rectangles, as well as freeform drawing tools like a pencil and eraser.</p>	 <p>The FreeForm Modeling Plus interface features a 'Planes' toolbar with four icons and a 'Sketch' toolbar with 20 icons. The 'Sketch' toolbar includes icons for various geometric shapes like lines, arcs, circles, and rectangles, as well as freeform drawing tools like a pencil and eraser.</p>




Construct Clay

ClayTools	FreeForm Modeling	FreeForm Modeling Plus
		


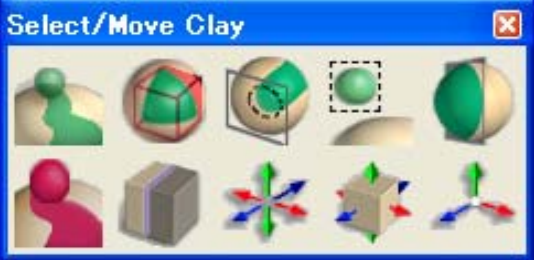
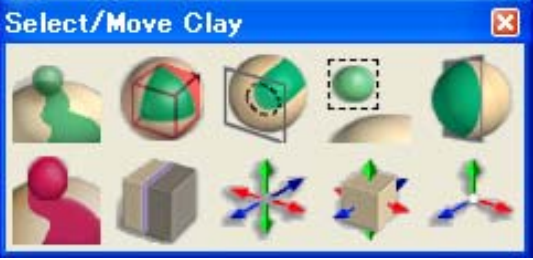
Sculpt Clay

ClayTools	FreeForm Modeling	FreeForm Modeling Plus
		





Detail Clay / Deform Clay

ClayTools	FreeForm Modeling	FreeForm Modeling Plus
 <p>The ClayTools interface contains two toolsets. The 'Detail Clay' toolset includes icons for a curved surface, a cup, a blue figure, a textured sphere, and a textured bowl. The 'Deform Clay' toolset includes icons for a smooth dome and a dome with a blue curve.</p>	 <p>The FreeForm Modeling interface contains two toolsets. The 'Detail Clay' toolset includes icons for a curved surface, a cup, a blue figure, a textured sphere, and a textured bowl. The 'Deform Clay' toolset includes icons for a smooth dome, a dome with a blue curve, a 3D wireframe model with red arrows, and a red wireframe box.</p>	 <p>The FreeForm Modeling Plus interface contains two toolsets. The 'Detail Clay' toolset includes icons for a curved surface, a cup, a blue figure, a textured sphere, and a textured bowl. The 'Deform Clay' toolset includes icons for a smooth dome, a dome with a blue curve, a 3D wireframe model with red arrows, and a red wireframe box.</p>


Select / Move Clay

ClayTools	FreeForm Modeling	FreeForm Modeling Plus
 <p>The ClayTools interface shows a 'Select/Move Clay' window with a blue title bar and a close button. It contains two rows of icons. The top row includes a green sphere on a base, a green cube on a base, a green sphere with a dashed selection box, and a red sphere on a base. The bottom row includes a grey cube, a green cube with red and blue arrows, and a green cube with red, blue, and green arrows.</p>	 <p>The FreeForm Modeling interface shows a 'Select/Move Clay' window with a blue title bar and a close button. It contains two rows of icons. The top row includes a green sphere on a base, a green cube on a base, a green sphere with a dashed selection box, a green sphere with a dashed selection box, and a green sphere with a dashed selection box. The bottom row includes a red sphere on a base, a grey cube, a green cube with red and blue arrows, a green cube with red, blue, and green arrows, and a green cube with red, blue, and green arrows.</p>	 <p>The FreeForm Modeling Plus interface shows a 'Select/Move Clay' window with a blue title bar and a close button. It contains two rows of icons. The top row includes a green sphere on a base, a green cube on a base, a green sphere with a dashed selection box, a green sphere with a dashed selection box, and a green sphere with a dashed selection box. The bottom row includes a red sphere on a base, a grey cube, a green cube with red and blue arrows, a green cube with red, blue, and green arrows, and a green cube with red, blue, and green arrows.</p>


Paint Clay / Rendering

ClayTools	FreeForm Modeling	FreeForm Modeling Plus
<p>No support</p>	 	 

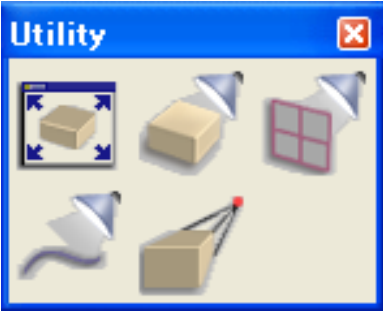
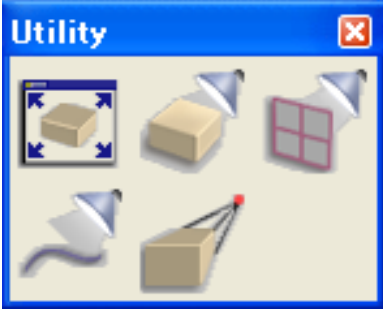
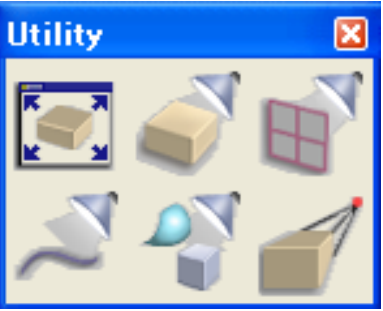
Patches / Solids

ClayTools	FreeForm Modeling	FreeForm Modeling Plus
No support	No support	

Mold

ClayTools	FreeForm Modeling	FreeForm Modeling Plus
<p data-bbox="360 762 730 839">No support</p>	<p data-bbox="936 762 1305 839">No support</p>	

Utility

ClayTools	FreeForm Modeling	FreeForm Modeling Plus
 The Utility window for ClayTools contains six icons: a box with a blue border and arrows, a yellow cube, a red grid, a grey sphere, a blue cube, and a red cube.	 The Utility window for FreeForm Modeling contains six icons: a box with a blue border and arrows, a yellow cube, a red grid, a grey sphere, a blue cube, and a red cube.	 The Utility window for FreeForm Modeling Plus contains seven icons: a box with a blue border and arrows, a yellow cube, a red grid, a grey sphere, a blue cube, a red cube, and a blue sphere.